

## Title: An Audit on Endometrial biopsy in a Secondary care centre

### INTRODUCTION

- AUB is the most prevalent symptom of endometrial carcinoma and its precursors.
- Indications for endometrial sampling:
  - women < 45 -when there is persistent bleeding or when there are other risk factors for endometrial carcinoma.
  - Women > 45 years, is included as a part of the diagnostic work up for any AUB.

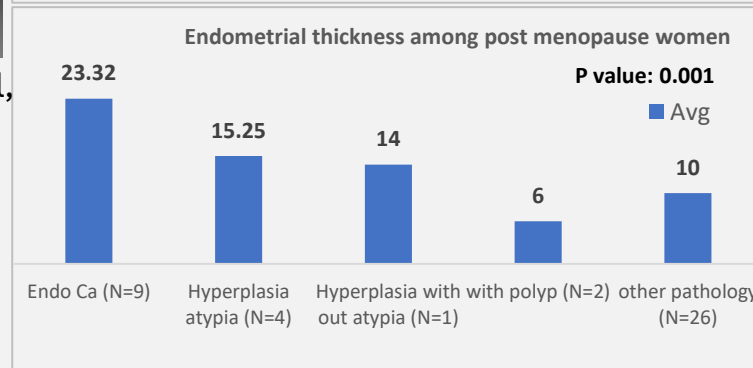
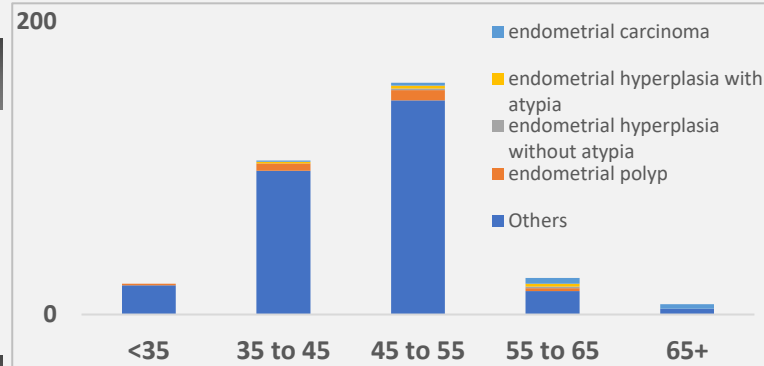
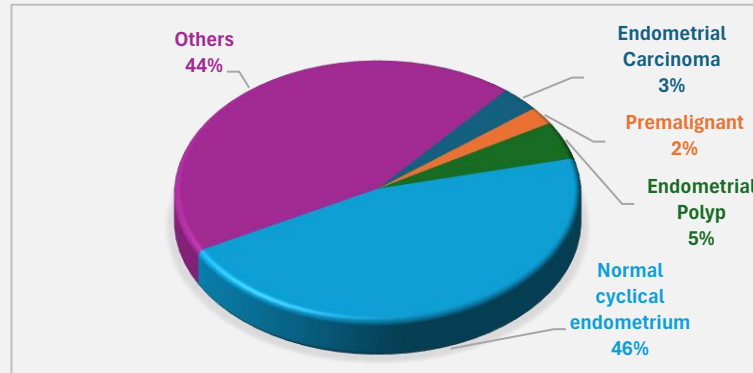
### AIM & OBJECTIVE

- Evaluate various histopathological patterns of endometrium in patients presenting with AUB among various age group
- Correlation of abnormal endometrial histology with risk factors of endometrial carcinoma

### METHODOLOGY

- Retrospective Observational Study at CMC Hospital, Chittoor Campus  
1<sup>st</sup> November to 31<sup>st</sup> October 2024
- Inclusion criteria: Endometrial Biopsy from patients with AUB, done in OPD
- Exclusion Criteria: Gestational causes

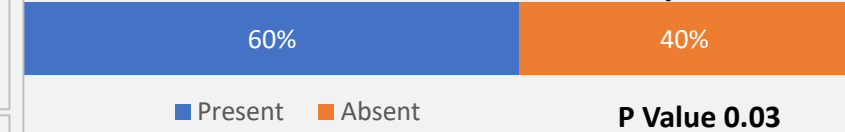
### RESULTS



#### BMI vs Ca/Atypia



#### Endometrial Ca Vs Comorbidities HT/DM



### CONCLUSION

In our study endometrial ca and its precursors are more common among women > 45 years, postmenopausal bleeding, increased ET, increased BMI and associated comorbidities (DM and HT)

In our study among the pre menopausal the pattern of bleeding did not have statistical significance

### ACKNOWLEDGEMENT

Nurses & supporting staff of the maternity department  
No conflicts

**Reference:**  
Munro MG, Critchley HO, Broder MS, Fraser IS. FIGO classification system (PALM-COEIN) for causes of abnormal uterine bleeding in nongravid women of reproductive age. FIGO Working Group on Menstrual Disorders. Int J Gynaecol Obstet 2011;113:3-13.  
Management of Acute Abnormal Uterine Bleeding in Nonpregnant Reproductive-Aged Women, ACOG, number 557, April 2013, reaffirmed 2024